



Stylish &
Versatile



Durable &
Stable



Aesthetic
Appeal



Quality
Construction

HE01 Patraea

Quercus

European Oak

Engineered Flooring

Timeless Elegance for Every Home



HTT FLOORING PTY LTD

www.httflooring.com.au



Australasian
Timber Flooring
Association®
Local professionals,
world-class standards.



Quercus

European Oak

Engineered Flooring

This classic European Oak flooring enhances any space with its genuine charm and classic designs. Its multi-layer support ensures unparalleled durability, making this premium oak range a top selection. Celebrated for its beauty and the traditional character of European Oak, it remains the finest choice among leading architects and designers for its aesthetic appeal and reliability.




HE08 Buckly




HE05 Rana

Understanding European Oak Characteristics




Colour Variations

Colour variations among different planks is a natural phenomenon, not a defect.



Natural Grains

Various natural grains deliver the natural beauty of timbers.



Live and Dead Knots (filled with putty)

Knots are an intrinsic part in the wood growing process where new fibres develop around dead branches.



Worm Holes

Insect activities can leave marks on the surface of timber. These small holes can or may not be noticed, bring fun as a natural wood characteristic.



Pith Rays

Pith Rays are called medullary rays or tiger stripes, store, and transport nutrients towards the outer zones radially.

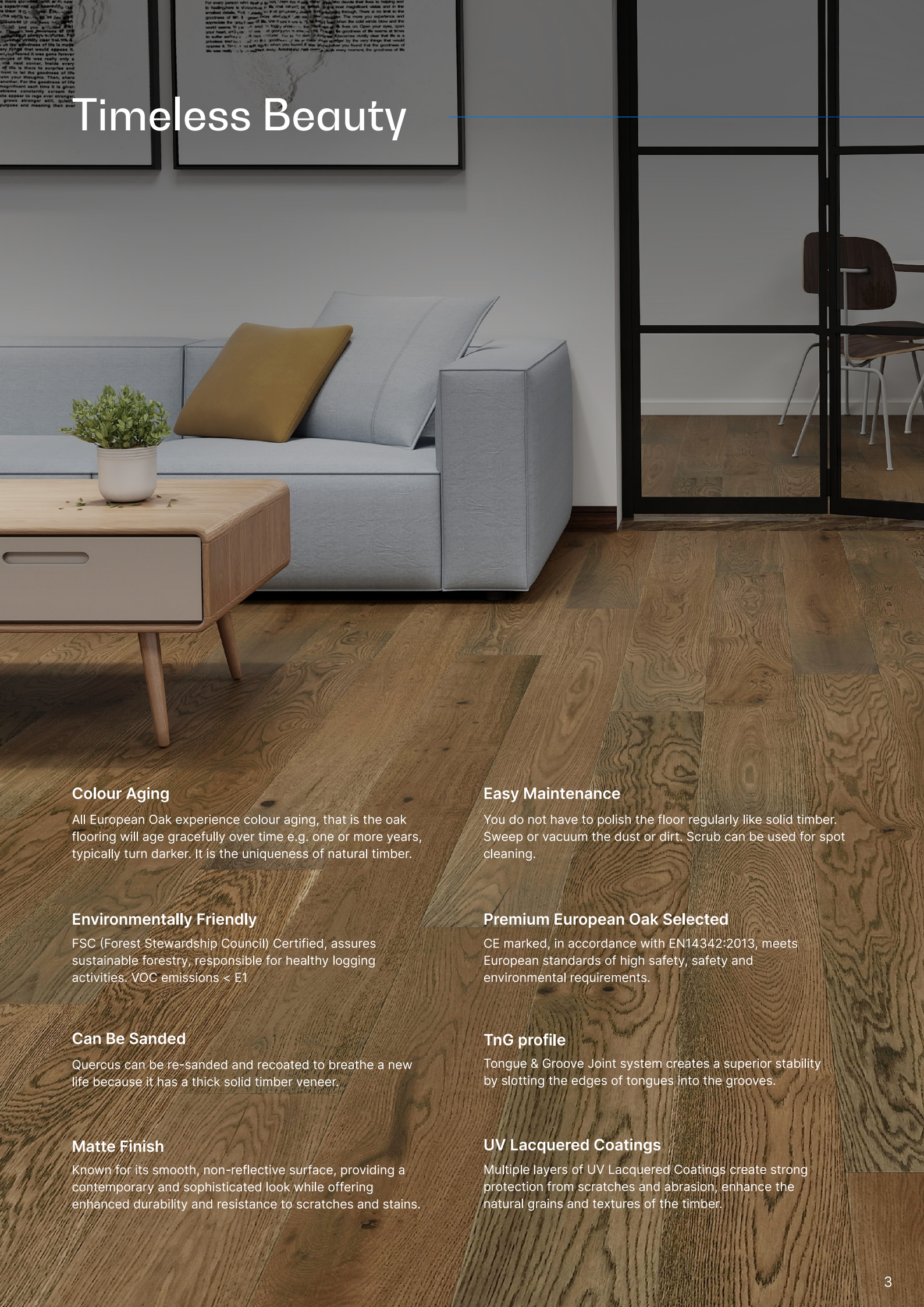


Checks and Shakes

Checks are the form of cracks normally developed when wood is seasoned. Shakes occur in the wood growing process, can be heart, star, cup, or ring shapes appearing on the surface of a finished piece of timber.

Quercus has limited and minor shakes and checks, maintaining the feature rather than exaggerating it.

All these characters are not often included in a single plank. In most cases, some or few features are allocated randomly in an area.



Timeless Beauty

Colour Aging

All European Oak experience colour aging, that is the oak flooring will age gracefully over time e.g. one or more years, typically turn darker. It is the uniqueness of natural timber.

Environmentally Friendly

FSC (Forest Stewardship Council) Certified, assures sustainable forestry, responsible for healthy logging activities. VOC emissions < E1

Can Be Sanded

Quercus can be re-sanded and recoated to breathe a new life because it has a thick solid timber veneer.

Matte Finish

Known for its smooth, non-reflective surface, providing a contemporary and sophisticated look while offering enhanced durability and resistance to scratches and stains.

Easy Maintenance

You do not have to polish the floor regularly like solid timber. Sweep or vacuum the dust or dirt. Scrub can be used for spot cleaning.

Premium European Oak Selected

CE marked, in accordance with EN14342:2013, meets European standards of high safety, safety and environmental requirements.

TnG profile

Tongue & Groove Joint system creates a superior stability by slotting the edges of tongues into the grooves.


UV Lacquered Coatings

Multiple layers of UV Lacquered Coatings create strong protection from scratches and abrasion, enhance the natural grains and textures of the timber.


Colours




HE01 Patraea



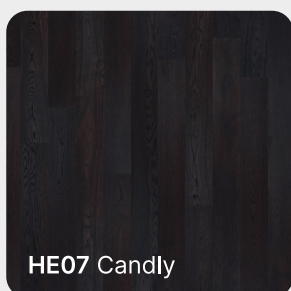
HE02 Arizonica




HE03 Aliena



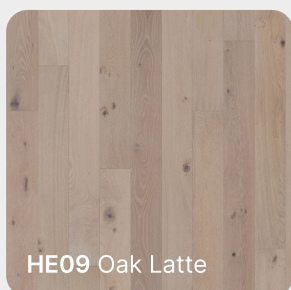
HE05 Rana



HE07 Candly



HE08 Buckly



HE09 Oak Latte

Note

- a. images will reflect but not able to restore actual colours.
- b. Colour variations incur from batch to batch.
- c. Colours will prone to fade if long-time exposed to sunlights



HE02 Arizonica



Specifications

Dimension

1900mm long, 190mm wide and 15mm thickness (including 4mm veneer)

Pack Size

2.166sqm/box, 6pcs

Pack Weight

21.5kg

Finish

5%-8% Matt finish

Bevel

Micro

Profile

Tongue and Groove (TnG)

Grade

ABCD

HE09 Oak Latte

Cleaning & Maintenance Guides



Cleaning & Maintenance

Hardwood floors naturally show signs of wear over time. However, by following a few precautions and maintaining regular cleaning and maintenance routines, you can ensure years of beauty from your floor.



Routine Cleaning

- Vacuum, sweep, or dust mop your floor weekly, using a vacuum with a brush or felt head attachment.
- Wipe up spills and tracked-in dirt immediately.
- Periodically clean the floor thoroughly with Hardwood Spray Cleaner using a swivel-head mop with a terry cloth cover.



Avoidance Practices

- Avoid wet mopping with water, as it may permanently damage the floor.
- Avoid using ammonia-based cleaners, acrylic finishes, wax-based products, bleach, polishes, oil soap, abrasive cleaning soaps, or acidic materials such as vinegar on your floor.
- Avoid damaging the floor with shoes containing heel taps or sharp objects protruding from the sole.
- Avoid walking on wood floors with spike or stiletto heeled shoes, and use caution when moving heavy objects.
- Avoid using a steam mop on any of our floors.



Preventive Measures

- Use interior and exterior doormats at entrances to collect dirt and moisture.
- Remove shoes with spiked or damaged heels before walking on the floor to prevent scratches and dents.
- Place area rugs in high traffic areas and in front of kitchen sinks.
- Keep pets' paws clean to prevent dirt or soil.
- Use furniture leg protector pads under all furniture and ensure they are clean and well-maintained.
- Protect the floor when moving heavy furniture or large appliances by placing them on mats and sliding them smoothly.
- Replace hard, narrow furniture rollers with wide rubber rollers.
- Protect the floor from direct sunlight using curtains and UV-resistant film on large glass doors and windows.



Timeless Elegance for Every Home

HE07 Candy



HTT FLOORING PTY LTD
www.httflooring.com.au

Queensland Warehouse
(07) 32673007
officeqld@httflooring.com.au

NSW Warehouse
(02) 83228924
office@httflooring.com.au