



CROSSWOOD



Health & Safety



Long-Term Durability



Modern Elegance



25-Year Structural Warranty

# Crosswood Engineered Oak Herringbone Flooring

T2 Limed Wash

Elegance Meets Sustainability



HTT FLOORING PTY LTD  
www.httflooring.com.au



# Crosswood Engineered Oak



The pinnacle of engineered oak flooring that combines timeless herringbone patterns with cutting-edge sustainability. Crafted with precision and care, Crosswood flooring is designed to elevate any space with its classic charm and modern performance.



T5 Cuban

# Fine Art of Engineered Herringbone




## Premium European Oak

Raw materials are carefully selected from premium logs, ensuring the solid and treasured foundation of Crosswood, thus guaranteeing the highest quality of the flooring.



## Stable and robust structure

The multi-layer supportive plywood and Dynea Glue bonding these layers together contribute to superior structural stability and durability.



## Micro-bevelled and TnG Joint System

Designed for seamless and easy installation, this system ensures a smooth, polished look and a snug fit.



## Angled Planks

Precision-cut angled planks enhance the overall aesthetics of the flooring, making them suitable for various spaces and styles.



## Multi-layers Coating

Each plank is coated with a high-performance matte finish that is scratch and stain-resistant, preserving the beauty of your floor for decades.

# Specifications

<b>Type</b>	Engineered European Oak Herringbone Timber
<b>Dimension</b>	600mm long, 127mm wide, 14mm thick (including 3mm top veneer)
<b>Pack Size</b>	1.8288 sqm, 24pcs
<b>Pack Weight</b>	16.5kg
<b>Finish</b>	5%-8% Matt finish
<b>Bevel</b>	Micro
<b>Profile</b>	Tongue and Groove (TnG)
<b>Grade</b>	ABCD grade





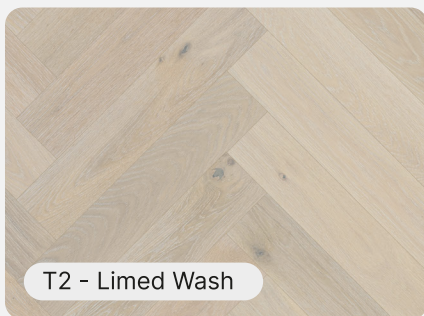
| Australian Slip Test Certified

| Australian Fire Test Certified



# Bring Timeless Elegance to Your Space

Enhance your home or office with the herringbone pattern of Crosswood. Add on a touch of modern elegance and sophisticated detail that brings an artistic flair and depth to any interior.





## It is Healthy and Safe

- **Sustainable Manufacturing**

Proudly aligned with the Forest Stewardship Council (FSC), ensuring our products are sourced from responsibly managed forests that provide environmental, social, and economic benefits.

- **CE Certified**

Our timber adheres to this high European standard for safety, health, and environmental protection. Committed to reduce our carbon footprint, Crosswood flooring not only meets stringent environmental standards but also helps you contribute to a greener planet with FSC certified.

- **Emission < E0**

Featuring an antimicrobial surface for enhanced protection and certified low emission production to ensure healthier indoor air quality.

# Cleaning & Maintenance Guides



## Cleaning & Maintenance

Hardwood floors naturally show signs of wear over time. However, by following a few precautions and maintaining regular cleaning and maintenance routines, you can ensure years of beauty from your floor.



## Routine Cleaning

- Vacuum, sweep, or dust mop your floor weekly, using a vacuum with a brush or felt head attachment.
- Wipe up spills and tracked-in dirt immediately.
- Periodically clean the floor thoroughly with Hardwood Spray Cleaner using a swivel-head mop with a terry cloth cover.



## Avoidance Practices

- Avoid wet mopping with water, as it may permanently damage the floor.
- Avoid using ammonia-based cleaners, acrylic finishes, wax-based products, bleach, polishes, oil soap, abrasive cleaning soaps, or acidic materials such as vinegar on your floor.
- Avoid damaging the floor with shoes containing heel taps or sharp objects protruding from the sole.
- Avoid walking on wood floors with spike or stiletto heeled shoes, and use caution when moving heavy objects.
- Avoid using a steam mop on any of our floors.



## Preventive Measures

- Use interior and exterior doormats at entrances to collect dirt and moisture.
- Remove shoes with spiked or damaged heels before walking on the floor to prevent scratches and dents.
- Place area rugs in high traffic areas and in front of kitchen sinks.
- Keep animal nails trimmed to minimize finish scratches.
- Use furniture leg protector pads under all furniture and ensure they are clean and well-maintained.
- Protect the floor when moving heavy furniture or large appliances by placing them on mats and sliding them smoothly.
- Replace hard, narrow furniture rollers with wide rubber rollers.
- Protect the floor from direct sunlight using curtains and UV-resistant film on large glass doors and windows.
- Keep pets' claws trimmed and their paws clean to prevent dirt or soil from scratching the floor.



**CROSSWOOD**



**Elegance Meets Sustainability**

T3 Natural Oak



**HTT FLOORING PTY LTD**  
www.httflooring.com.au

**Queensland Warehouse**  
(07) 32673007  
officeqld@httflooring.com.au

**NSW Warehouse**  
(02) 83228924  
office@httflooring.com.au